

Cross Stitch in:		DMC
■	Black	310
◻	Pewter Grey vy dk	3799
✕	Pewter Grey vy dk + Black	3799 + 310

Back Stitch in:		
—————	Black	310
—————	Pewter Grey vy dk	3799
—————	Pewter Grey vy dk + Black	3799 + 310
—————	Steel Grey dk	414
—————	Baby Blue med	334
—————	Shell Pink vy dk	221

Grandfather (Longcase) clock

Stitched mainly in 2 strands of DMC 3799 although the diagonal lines shown adjoining either side of the clock face, shown as a thinner line, should be in 1 strand.

Dresser

This is stitched in 2 strands of DMC 3799. **The plates** on the dresser are outlined in 2 strands of DMC 334 while the fine detail on them is in 1 strand of the same.

Copyright Notice

All printed matter in this pack is the copyright of Catkin Embroidery Designs 2001 and may not be copied by any means or stored in any retrieval system without the express written permission of the publisher.

The Quilting Bee Stitching Notes

Approximate Design Size 16 ins (41cms) x 12.5 ins (35.5cms x 28cms)

This design can be stitched on 14 count aida or 27/28 count evenweave over 2 x 2 threads and is stitched in Blackwork (worked in backstitch or stab-stitch) and cross-stitch.

The 4 small arrows, one appearing at the edge of each of 4 pages of the chart, are to enable you to centre the design on your fabric. Please note that to make moving from 1 page of the chart to another easier there is a **2 line shaded overlap** on pages 2-4, where the adjoining 2 lines from the previous page are duplicated.

General

In the Blackwork part of the design the thicker lines, usually outlines are stitched in 2 strands of the appropriate colour, the thinner lines e.g. the infill patterns are stitched in 1 strand. Where darker lines appear over the infill pattern these should be put in after the underlying infill pattern is completed.

Cross-stitches are in 2 strands of the thread shown in the key. Where a half-stitch is used, a diagonal line is shown across the square with the appropriate symbol behind it.

Most of the design is in DMC 310 (Black) Where a shade other than Black is used in the Blackwork part of this design, instructions for each section are given below.

Lady in the Middle (Behind Table)

She is outlined in DMC 3799 and the infill pattern of her dress is in 1 strand of DMC 414.

Lady on the Right (Behind Girl in Pinafore)


Although outlined in DMC 310 the infill pattern of her dress is in 1 strand of DMC 3799. The thicker broken line on the front bodice, between the four cross-stitches (buttons) is in 2 strands of DMC 310.

Quilt


Each square is outlined in 1 strand of DMC 3799, while the outline of the table edge appearing at the level of the little girl's elbow is in 2 strand of DMC 3799.

The infill pattern of the separate squares is as follows :-


DMC 3799



DMC 3799



DMC 221



DMC 414

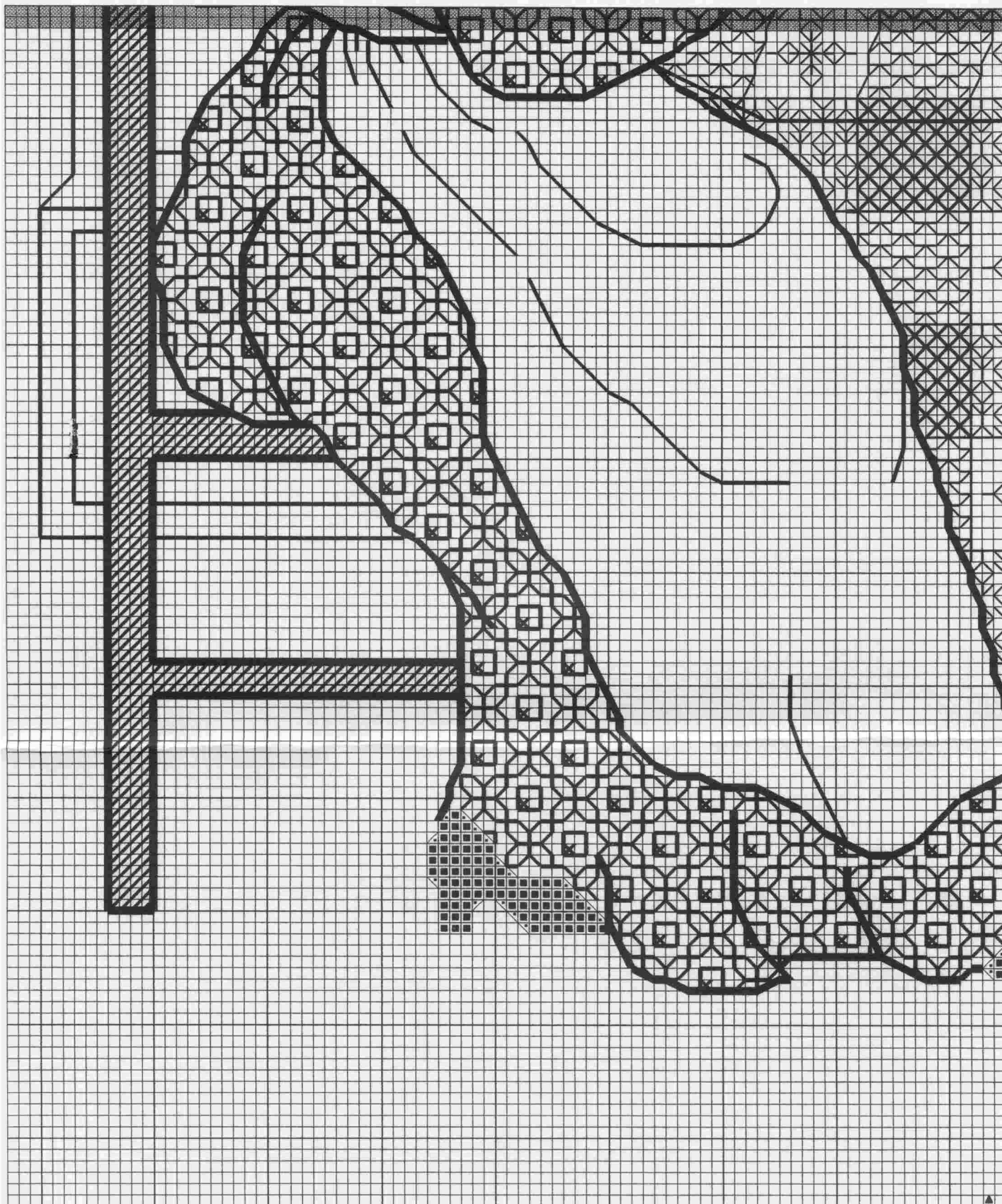




Catkin Embroidery Designs

The Quilting Bee®






Catkin Embroidery Designs

The Quilting Bee[®]






Catkin Embroidery Designs

The Quilting Bee[®]





Catkin Embroidery Designs

The Quilting Bee[©]



